

February 2011 Winter Newsletter

Scale Captain's Chat

Hi Everybody,

Welcome to the first newsletter of 2011.


It has been a very quiet winter at the lake, we had lots of snow and a frozen lake followed by closure of the road for repairs so not much boating going on. I hope that all the rain and melted snow will fill the lake and the sun will start to shine so we can get back into happy sailing days again.

The Christmas Lunch was a great success and my thanks go to Lorna and Andrew for all the hard work rearranging it following the cancellation due to bad weather before Christmas; the South Lawns Hotel did us proud once again and raffle prizes were donated by Westbourne Models, Lesro Models and Milford Models, and of course the members, and we raised about £130 for "Guide Dogs for the Blind" and "Macmillan Nurses". We have a fantastic record for raising Charity money in 2010 with a total of over £1500.

The Highcliffe Show in aid of the RNLI will be held in the Methodist Hall, Highcliffe on Saturday 12th March, (see attached poster, further copies will be printed for members to get displayed locally, please ask if you would like one, also I can supply a copy to print off by email). Please contact me (email "david.mcnairtaylor@sky.com" or 07887967887) and let me know if you are coming and how many boats you would like to show, this will help greatly in the planning of the layout. Come along and support the RNLI. You can also **pay your 2011 Subscriptions on the day** (due in April, must be paid by end of April to retain your membership) and buy club apparel (**order in advance from Lorna please**). We will of course be having our main exhibition in September at Lymington.

We are holding the AGM on Monday 11th April and I hope as many of you as possible will come along, it is your chance to have your say in the running of the club and to elect the Captain and Committee for the year. A nomination form is with the AGM info in this newsletter.

That's all for now folks, I must get back to my lifeboat model if I want to get it finished this year, hope to see you at the lake. *David*



Not the Scale Captain but a New Forest pony attempting to drink at the frozen lake!

2011 Dates for Your Diary

Saturday 12th March: Highcliffe Exhibition in aid of RNLI. Methodist Hall, Lymington Rd, Highcliffe, 10am to 4pm, set up from 8am on day.

Monday 11th April: AGM, Cricket Pavillion, Vaggs Lane, Hordle, 7.30pm (further details below).

22nd/25th April: *Easter Week End*

Monday 2nd May: *Early Spring Bank Holiday*

Sunday 8th May: Vintage Yacht Group visit Setley Pond

Monday 30th May: *Spring Bank Holiday*

Sunday 12th June: Steering Competition, Richard Graham Trophy, Setley Pond, starts at 9.30am, later entries available all morning until 11.15am.

Sunday (TBA): Navy Day, Setley Pond, 9am onwards.

Saturday (TBA): Lymington Lifeboat Day. Date still to be arranged.

Sunday 14th August: Steering Competition, Solent Cup, Setley Pond, starts at 9.30am, later entries available all morning until 11.15am.

Monday 29th August: Late Summer Bank Holiday.

Saturday 3rd September: Lymington Charity Exhibition, Masonic Hall, High St, Lymington. Exhibition runs from 10am until 4pm (N.B. set up evening of Friday, 2nd September, bring as many boats for the display as possible on the 2nd please)

Remembrance Sunday 13th November.

Saturday 17th December: Christmas Lunch, South Lawns Hotel, Milford on Sea.

Editorial

Welcome to our "SRCMBC Wildlife Newsletter" which is a little later than normal thanks to the bad weather and road closure preventing model boating at the pond. The Car Park being closed resulted in there being fewer human visitors to the pond and the heron and cormorants were able to fish in peace! I took the opportunity to film them catching and eating the pond's giant "gold fish". You can watch the action on the Club's web site where, since last summer, there is an increasing number of "High Definition" model boat movies. We are also re-editing the movies taken by Alan Bond in previous years. The originals had been degraded by the previous version of YouTube so the new movies are better quality. Have a look! Remember if you don't have a computer at home you can look at them, and the rest of the club web site, at your local library. They will also be available to view at the Highcliffe Exhibition.



Not your Editor, but a Setley Pond movie star taking a break... watch him eat breakfast on the club web site!

Nowadays, the Club web site is viewed a total of several hundred times per day by internet users around the world. It was in response to a request from someone in Illinois that Dave Edwards and Reg Radley provided details of sail control on their square rigged sailing ships; I've reproduced a shortened version below.. We've also received a request from Mark Steele in New Zealand who wants to feature some of our Club member's boats in an internet magazine for Boat Builders which is published by people in Texas ("Duckworks.com"). Nowadays it really is a "small world" and there is much more interest in our models than you might imagine. I'm always keen to publish articles about your boats both in the Newsletter and also on the "World Wide Web". Meanwhile here's some more "wildlife" photos from the pond.

Peter Taylor, Your Editor.

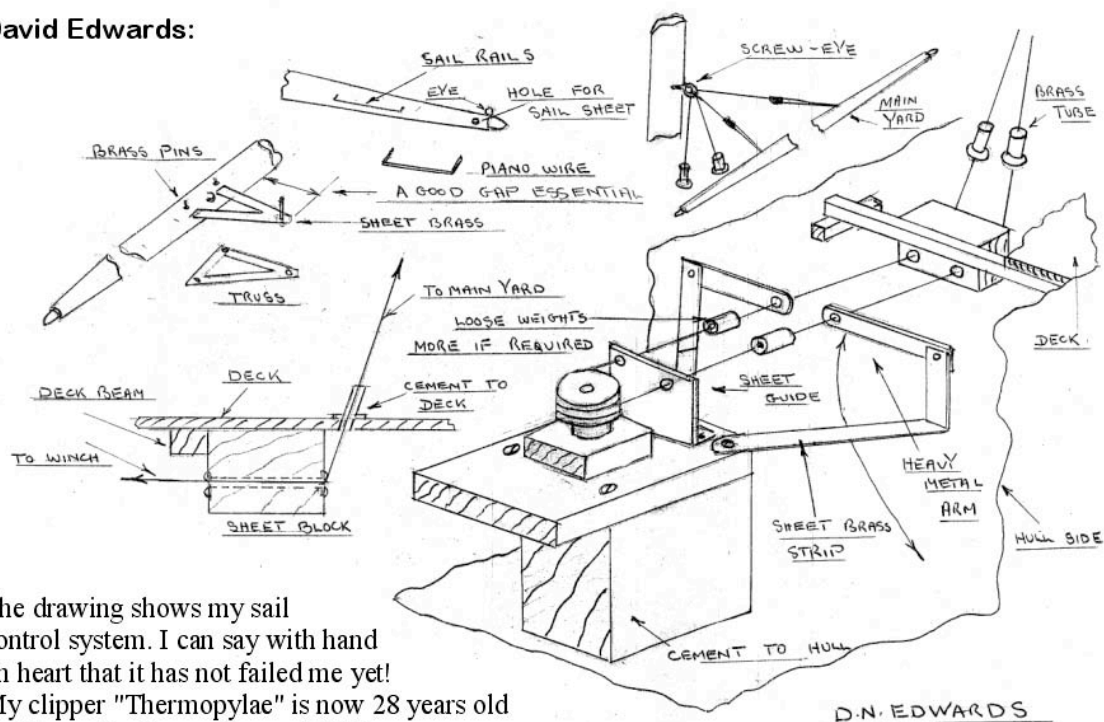


Hints and Tips: Sail Control on Square-Riggers

Introduction

This article is adapted from notes and diagrams provided by David Edwards and Reg Radley. A more detailed version can be found in the "Hints and Tips" section of the club web site.

David Edwards:



The drawing shows my sail control system. I can say with hand on heart that it has not failed me yet! My clipper "Thermopylae" is now 28 years old and I've sailed her well over 150 times.

I have fitted the system as shown in three models: "Salamis" and "Haloween", both tea clippers, and a three masted barque, "Bankburn". "Thermopylae" was my first square-rigger - 52" water-line, 9.5" beam, 34 lbs with detachable keel, and two channel radio. On that model I connected the arm links to the sides of the hull, but on reflection I wish I'd thought of the system shown above as I have no access to the links if anything should go wrong. My new, smaller model, "Lightning" is 36" water-line, and only has a 6" beam so for her I have arranged the arms vertically.

The arms work by gravity, lifting and falling, taking up the slack from the winch drum. Loose weights fixed as shown help the system as they will slide up and down giving extra weight to arms. The position of the arms shown in the drawing would be when the yards are in the square position.

The "wooden sheet block" is fitted with eyelets to allow smooth operation and must be fixed to a deck beam. Good planning of hatch location is very important to enable all of the unit to be housed. The sheet blocks once fixed and covered by deck can not be accessed so the sheet holes must be smooth to allow free operation both in block and arms.

The sheeting system for the control of all three masts relies on one "Slave Yard" i.e. main yard. This yard controls all the other yards. By adjusting three hole bowsies on the sheets you can get the required setting of the yards. A good tip is to set up your model with yards disconnected from the winch sheet and move the yards back and forth, attaching sheets at various points on the yards to get the best results. The jibs and spanker are set up for close-haul; no adjustment - a permanent set up.

My rudder control is a basic servo system, as used in most model yachts. A large rudder is essential, once the model is in the water it is unseen, so go with a very large rudder, you can always cut it down.





Now we come to the most important point in getting a square rigger to sail well. You must ensure that the lower yards, in fact all yards, are able to lie as flat as possible to the masts. This can be achieved by cheating a little from the original scale. By increasing the distance the trusses extend from the mast, the distance of the yards from the mast will also be increased. My models all sail very close to the wind because my yards are pulled very flat and I have a drop-keel with 28 lbs on it. You will not enjoy sailing a square-rigger if you are just driven down-wind.

I sail all my models in very strong winds and very often am the last off the pond. I can say it's worth all the effort to build a square-rigger when you see

your model beating to windward, especially in a strong wind. In heavy weather, I don't tack; I "wear ship" - that is, sail in a figure of 8, this is less dangerous to the rigging.

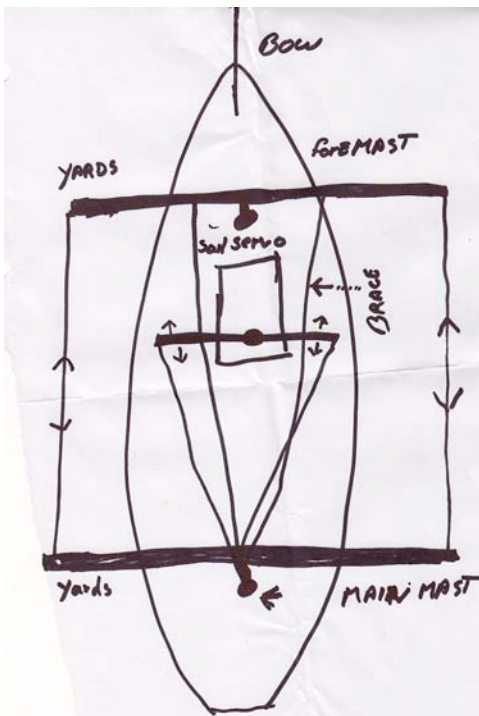
My sails on my last three models are of modern materials, scraps begged from a local sail-maker; in fact, as used for round-the-world racers. This cloth is less work, no hemming required, washers can be super-glued to comers and they retain a nice curve when the model is off the pond. The foot of the sails on the main course and fore course has a wire/metal rod fixed to it. This ensures good control when sailing. I furl the mizzen course (crow jack) as sheets can become tangled with ships' boats, but I'm sure that with some thought this could be overcome.



I hope these tips will help anybody who is thinking of building a square-rigger. Well worth the effort.

Reg Radley:

Whereas David Edwards uses drum winches, Reg Radley uses an arm sail winch to control the sails on his Brig. resulting in a simpler, but still effective sail control system.



An arm mounted on a servo in the hull of the Brig has lines ("braces") from either end which run aft, and emerge above deck at the foot of the mainmast. The two braces are led up the mainmast to the top of the main yard and then run forward horizontally to be attached to the main yard on the foremast at points port and starboard which are a similar distance apart as the total length of the servo arm. Thus the servo turns the main yard on the foremast and all the other yards are linked as slaves to that one master yard.





Adverts:



Record Power BK3 Band Saw.

Excellent condition. Very little used.

210 W, 12 inch throat. 56 1/2 inch blade.

Price: £45 o.n.o.

Buyer collects (Salisbury) or can bring to Highcliffe Show.

Pete Bryant. Phone: 01722333369.

Email: peterfbryant@yahoo.co.uk



Paddle tug boat

One metre long based on the real boat (John H Amos) at the Medway Maritime Trust, the boat is not yet finished. It has two 6/12 volt geared motors individually connected to paddle wheels, and M/tronic mixer. There is no radio gear, plans off the Maritime Trust web site...

(<http://www.medwaymaritimetrust.org.uk/johnhamos/>)

Price: £30.

Buyer collects (Barton on Sea) or will deliver to pond;

Ken Dyer. Phone: 01425 627244.

Email: kdyer@srcmbc.org.uk



Humbrol Badger Airbrush

For use with Aerosol Can power unit.

Ideal starter kit.

Price: £10

Buyer collects (New Milton) or will deliver to pond;

David McNair-Taylor. Phone: 07887 967887.

Email: scalecaptain@srcmbc.org.uk

Annual General Meeting

SOLENT

R.C.M.B.C.



(Founded Jan 1978 .Affiliated with the MYA and the SWAMBC)

NOTICE OF ANNUAL GENERAL MEETING

DATE: MONDAY 11th APRIL 2011

at

The Cricket Pavillion. Vaggs Lane, Hordle, Nr Lymington SO41 0FP

TIME: 7.30 PM (Tea and coffee will be available)

AGENDA

1. Minutes of last meeting

2. Matters Arising

3. Captains Report

4. Treasurers Report

5. Election of Officers and Committee for 2010/11 (Nomination form below)

6. Proposal from Sailing Section to change their AGM and financial year dates.

7. 2011 Events Calendar

8. Arrangements for Club Exhibition in Lymington on 3rd September

9.AOB

Note on AGM Agenda Item 6.

Proposal: To amend the constitution to allow the Sailing Section to move their AGM and financial year to November instead of April.

Background: The Sailing Section pay annually a registration fee to the MYA for their services and third party insurance, currently £10 per member. The MYA year is January to December and this means at present they have to pay the fees 4 months before they know if members are going to renew their membership. In order to stop any waste of funds they would like to bring their year and AGM to November. This gives time to get an accurate membership list before registration is required.

Club Contact details

For **Membership Renewal**, if your address, email, or other **membership details** change; or to order Club apparel, please contact:

Lorna Soffe, 1 Stoneleigh Avenue, Hordle, Lymington, Hampshire, SO41 0GS.
Email: membership@srcmbc.co.uk . Phone: 01425 615305

For contributions to the **newsletter and web site (www.srcmbc.org.uk)**

Peter Taylor, 84 Priory Road, St Denys, Southampton, SO17 2HS.
Email: info@srcmbc.org.uk . Phone: 023 80554670 (you will get my answering machine; say who you are and I'll either answer if I'm there, or get back to you!)

For **any other queries** contact the Scale Section Captain:

David McNair-Taylor, 18 Wilton Gardens, New Milton., Hampshire, BH25 5UT.
Email: scalecaptain@srcmbc.org.uk . Phone: 01425 618900

Forms

NOMINATION FOR AN OFFICER OR COMMITTEE MEMBER FOR 2011/2012

TO BE ELECTED AT THE SRCMBC AGM ON 11th APRIL 2011

I would like to nominate

for the position of

and he/she agrees to serve.

Signature of Nominee.....

Proposed

Seconded



N.B. Membership Subscriptions are due on 1st April can be paid at the Highcliffe Exhibition. Subscriptions must be paid by 30th April or your membership will lapse. Existing members can make use of the form below; new members must fill in a joining Application Form.

RENEWAL OF SRCMBC SCALE SECTION SUBSCRIPTION FOR 2011/2012

(please print)

Name(s):.....

Address:

.....

Postcode: Phone:.....

Email (please print):.....

Note: use of email is encouraged since it saves the club in costs and effort, and some information can only be circulated by email; if you give an email address you will receive the club newsletter and other notices by email.

Membership category (please tick):

Individual (£10)

Family (£20)

Couple (£15)

Junior (£5)



Lifeboats
Royal National Lifeboat Institution



SOLENT



Radio Control Model Boat Club
www.srcmbc.org.uk

MODEL BOAT EXHIBITION

**Methodist Hall, Lymington Road,
HIGHCLIFFE**

SATURDAY 12th March 2011

10am to 4pm

FREE ENTRY . Donations to RNLI

RNLI Gifts, Book and Cake Stalls , Refreshments



**The RNLI
saves lives at sea**