

July/August 2009 Summer Newsletter

Scale Captain's Chat

Hi Everybody,

Despite the poor weather of recent months, attendance at the lake has been reasonably good and we are still getting applications for membership.

I must apologise for my absence from the scene for the past few weeks, I can assure you that I have not deserted you all and will be back in a couple of weeks time. My thanks go to the committee members and Treasurer who have kept things rolling at Setley during my absence / holidays and to Peter Soffe, for taking over the running of the Calshot and Lymington Lifeboat days. My condolences go to those who were unfortunate enough to have had their models damaged when a table blew over at Calshot. I hope the damage was repairable. Thanks to all who attended and especially to Chris Chattaway for his sterling work with the kids "have a go" stand.

As many of you know I am an active member of The Surface Warship Association as modelling modern warships is my main interest. Together with the Portsmouth Model Boat Club we recently held our annual exhibition at the Portsmouth Historic Dockyard "Meet You Navy" week-end and had many visitors to our stand, unfortunately the weather was not good enough for our "on the water display" in the Mast Pond (we attempted it on the Saturday which resulted in one of our members losing his model WW1 Destroyer in the high wind and sadly it was only part salvaged). The highlight of the week-end for me was a chance to go on board the new Type 46 destroyer H.M.S Daring, a fantastic ship from the technology point of view but rather boring in appearance for the modeller. It was amazing to learn that she is as big as the original HMS Dreadnought battleship! (My photos can be seen on the club website if you are interested).

My thanks go to those who participated in our own second annual Navy Day on the 10th May and helped to make it a successful occasion. We will soon have our next steering competition and I hope the weather will start to be a bit better for us for the rest of the year than it has been recently.

I am sorry to hear that Peter Oram had a very bad fall at home this last week and was rushed into Southampton General Hospital and I am sure you will join with me in wishing him a speedy recovery.

Well I think that is enough rambling from me for this newsletter, must get back to the epoxy to stick the deck beams on my Round Table Class Minesweeper!

See you at the lake,

David



The Scale Captain demonstrates his life-sized Special Boat Squadron radio controlled inflatable canoe at last year's Portsmouth Model Ship weekend

Dates for your diary

2009 Club Events

23rd August (Sunday): Steering Competition for the Solent Cup, Setley Pond., start:0930am

12th December 2009 (Saturday) Christmas Lunch, South Lawn Hotel, (see below)

Editorial

Lifeboat Days: Many of us have past (or on-going) associations with "Ships and the Sea" and therefore appreciate, and indeed are in awe of, just what the Lifeboat crews do. We are therefore very willing to support local Lifeboat Days by exhibiting our models. This year for the Calshot Day they built us a superb model boat pond, and the Calshot event really is "all action" with many special displays both on the water and on land.

However Calshot spit is very exposed to the weather and the wind (from every direction) and, this year, the particular site we were given had no shelter. On the day, the wind was very strong and the lifeboats kept being diverted from planned demonstrations to perform real rescues! At our site, it was impossible to erect a gazebo to give any protection from the sun, and possible rain showers. Some of us (including me!) got sun and wind burned. Much worse, during the morning, one of our tables was blown over resulting in significant damage to some of the model boats.

In contrast to Calshot, Lymington Lifeboat day is a much smaller event but as a result there is a more friendly, family atmosphere (see photo: right). A great advantage here is that our model display is in the Lifeboat House and protected from any bad weather. I do think we need to ensure that the event is better advertised since (at least compared to last year) visitor numbers seemed a bit lower. Still many of those who were there seemed very interested in our models and we may well see some of them down at the pond. For Calshot, my own opinion is that we need to negotiate a place in the Lifeboat House if we are to exhibit there next year!

Anyway, please read (and respond to!) my request for information on members links with "Ships and the Sea" (see below), what ships have you been at sea on? Also, with apologies for uttering the "C word" in the middle of what we still insist on calling "summer", please keep the Christmas Lunch date free in your diary... Lorna has already a list started of those who will be attending this year (clearly a tribute to the success of last year's event). There's more info at the end of this newsletter.

Peter Taylor, Your Editor.

News

Navy Day

As mentioned by David, Navy Day on the 10th May was very successful with a good attendance and very pleasant weather. There was an extensive display of "Grey Funnel Line" warships (both on shore and on the water), plus some interesting interlopers: rowed models courtesy of Mike Sheppard. In John Frost's words... "a Grey sunny day at the pond"



A possible future crew member?



June Steering Competition



The Richard Graham Steering Competition (on Sunday, 7th June 2009) was won by Chris Chattaway with a clear round. Second was Andrew Davis (also clear), and third was Andy Griggs (1 touch). Given the restrictive confines of the Harbour, it was definitely a course that favoured smaller boats! And navigation was made more difficult by a strong, not very warm, southerly wind...

Don Scott's Aurora suffered on both accounts (size and windage that is), and Nick Leaper's large Navy boat could hardly manoeuvre within the Harbour! Still, Chris Chattaway's clear round was a masterful achievement... Congratulations Chris!

Calshot Lifeboat day



On Sunday 12th July the Club participated in the Calshot Lifeboat day. The Calshot RNLI had built us a fine boat pond and Chris Chattaway devoted most of the day to giving potential young modellers control of one of his boats for 50p a time (donated to the RNLI). The picture (left) shows him supervising one young customer while "Stormy Sam" looks on!

As has been already mentioned, our site was very exposed. The wind increased throughout the day (resulting in real rescues by the RNLI), and one of our tables was blown over. Sadly, severe damage was inflicted on models from Don Hoe, Pete Perry, and Dennis New, possibly others. Our commiseration is with them.

Photographic Prints (in aid of the RNLI)

I'm increasingly being asked for prints of photographs of your boats that I've taken at the pond and, since people are happy to pay for them, I've decided to set out a charging structure with proceeds going to the RNLI

For those of you who don't use the internet I'm willing to print (for free) one or more A4 sheets with small images of the photos of your boats so you can see what photos are available and choose any enlargements you might wish to have.

The prints are made using a photo quality inkjet printer on glossy Kodak inkjet paper. The price quoted below is for SRCMBC members collecting photos at the pond. In that case all proceeds will go to the RNLI. For non-members I require a 50% surcharge to cover my costs, which is in addition to the RNLI contribution. In either case mailing costs are extra if mailing is required.

Custom print options include larger sizes (up to A2), printing on canvas, bags, cushions, coffee mugs etc. For these I would use the commercial service "Photobox" so you would have to pay their prices plus a £1 surcharge for my efforts (again donated to the RNLI). Photobox is the firm we use to produce the Club Calendar; they provide high quality products.

Size	Price	Notes
6" x 4"	30p	Free to SRCMBC members who have supplied comments about their boats!
7" x 5"	80p	
10" x 8"	£1	Approximate size (within 1mm)
A4	£1	
Custom	Quote	Contact me, Peter Taylor (see contact details at the end of this newsletter)

Note: prints are normally borderless but can have a white border if requested.

Peter Taylor

Request for Advice: Motors and Props

Allen Kaye (ex-skipper of the Happy Hunter which was sold through our web site) asks for some advice. Apparently, after 40 years, he now has a shed to work in and is tackling a kit of 'Janine Marie' bought in Brittany about 20 years ago. He's still working on the plank and frame hull, his first and (has decided the last!) of this type.



His questions: The hull is 600mm x 200mm. While he has almost 50 years experience with AC induction motors (5W to 600KW (!)), DC is "a bit of a mystery"; should he use direct drive (a 550 motor) or geared; and what size prop should he use?

Allen can be contacted by phone: (023 80428875) or by email: dial@fastmail.co.uk

Allen Kaye

Request for Information: On what ships have you been to sea?

I know that quite a number of members have various past, or on-going, links with "Ships and the Sea" and I'm trying to construct a page (or pages) on the club web site which will describe those connections for the interest of other members and web site visitors. I also hope to have an article on the subject in a future newsletter to spread the news to members who do not use the web. If you've been to sea on ships (or have other links with the sea) please tell me (contact details near end of newsletter). Even **just telling me the names of ships that you've worked on (or cruised on)** would allow me to link to information about those ships and create interest for others. It only needs a few words, please respond!

Peter Taylor

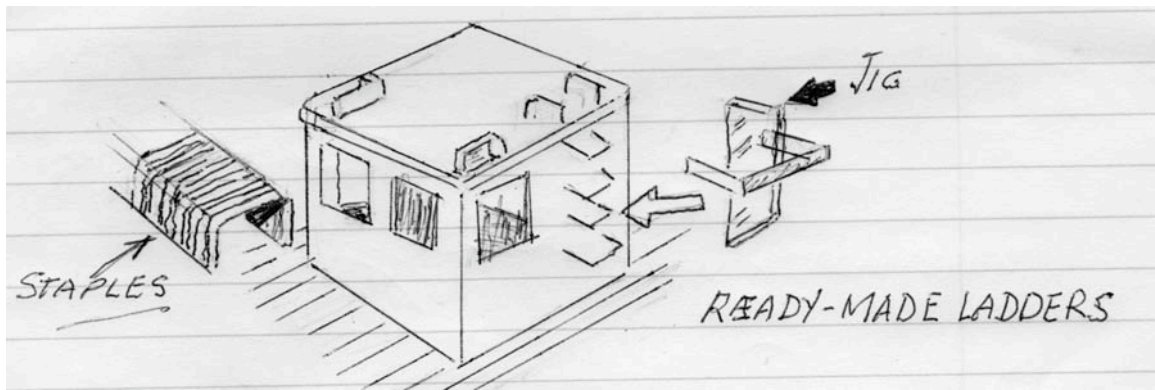
Hints and Tips

Peter's Toolbox

Ready made ladders

Ladders are found on full-size working boats and large staples are found in hardware stores and Post Offices! Just pick the size that you need, pierce holes as required, insert the rungs and secure them with tiny drops of super glue. By using a small polyethylene jig piece you can insure that each rung is set at the proper height.


The drawing below illustrates how to do it...



Disposable Brush (2)

Polyurethane foam that's held in a paper gripper makes an excellent disposable dope brush.

Peter Dram



Hints and Tips

Boat Name plates etc.

This is a "Hint and Tip" that I'm still exploring, so please give me comments; I'm sure most of you already have better solutions! But... to carry on regardless:

If you have a computer and an ink-jet printer you can design the name plate on the computer and then use the "ink-jet transfer paper", (normally used to print photos on T-shirts), (normally used to print photos on T-shirts) to transfer the image to a piece of thin wood.

The top example (right) is about 1 inch across, the lower one is three inches wide. Although ink-jet ink is not waterproof, the transfer paper coats the image with a waterproof layer giving a "varnished over paint" effect. Of course you don't have to leave the background clear like I have, you could have a colour fill, or whatever. There are imperfections, but that all adds to the realism!

Disadvantages: the paper is transferred using an iron on it's hottest setting, so don't try doing this on nylon sails!







Also the surface needs to be flat, but if you use thin wood you can then apply it to a curved surface.

Peter Taylor



"Members" Adverts

Boats and Boat Jumble

	<p>Kyosho "Sea Dolphin" sailing boat; needs new jib anchor point and steering beam reattaching, otherwise ready to sail.</p>	<p>Boat Jumble:</p> <p>1 "Ansman" Battery charger 7.2/8.4 volt</p> <p>2 "ACOMS" 2 channel controllers</p> <p>1 "Tornado" 6 volt battery</p> <p>2 "Ripmax" 7.2 volt batteries</p> <p>Various frequency crystals.</p> <p>All reasonable offers accepted.</p> <p>For Boats: Buyer Collects (New Milton, Hampshire)</p> <p>Contact: Bernie Lewin</p> <p>Tel. 01425623157</p> <p>email: bl@srcmbc.org.uk</p>
	<p>"Giacomo" fishing vessel, running.</p>	
	<p>Modified "Giacomo" fishing vessel, running.</p>	
	<p>"Marie Amelie" French fishing vessel, running.</p>	
	<p>Scratch built fishing vessel, running.</p>	
	<p>"C89" Destroyer running.</p>	

Anna 2... 1:20 scale North Sea trawler.

	<p>This boat has been decommissioned. The decking and forward mast is missing, and there is slight damage to the hull, but all the main bits are there: wheelhouse, propshaft, propeller, 6 volt motor, rudder winch. ABS hull, length 700 mm, width 260 mm. Would make a nice rebuild for someone maybe.</p> <p>Price: £50 ono, Contact: Terry Spurge;</p> <p>Phone: 01202 826359;</p> <p>email: ts@srcmbc.org.uk</p>
---	---

A note on members adverts:

This is a free service offered to SRCMBC Members for private (i.e. non-commercial) model boat related sales. The adverts are displayed on the Club web Site (at www.srcmbc.org.uk/adverts.php) and will be included in this newsletter if possible. Members using email can have a "myinitials@srcmbc.org.uk" email forwarding address set up for them (at no cost) to avoid attracting spam to their true address. Occasionally we will also include adverts from non-members which we think may be of interest to members.

Club Contact details

If your address, email, or other membership details change please make sure you contact:

Lorna Soffe, 1 Stoneleigh Avenue, Hordle, Lymington, Hampshire, SO41 0GS.
Email: membership@srcmbc.co.uk . Phone: 01425 615305

Also contact Lorna if you are coming to the Christmas Lunch!

For the newsletter: please send your "**Ships I went to sea on**" info, and hints and tips, adverts, or other contributions to:

Peter Taylor, 84 Priory Road, St Denys, Southampton, SO17 2HS
Email: info@srcmbc.org.uk . Phone: 023 80554670 (you will get my answering machine; say who you are and I'll either answer if I'm there, or get back to you!)

For any other queries contact:

David McNair-Taylor, 18 Wilton Gardens, New Milton., Hampshire, BH25 5UT
Email: scalecaptain@srcmbc.org.uk . Phone: 01425 618900

Cut off date for entry in the next issue is : 30th Sept. 2009

But don't wait till then, send it to me now, and especially give me more time if you are submitting on paper or want me to do the "art" work!

Club Web Sites

Visit the Club Web Site at "<http://www.srcmbc.org.uk>"; it gets around 200 visits per day from all over the world!

We also have a movie channel on "YouTube"... "<http://www.youtube.com/user/srcmbc>", this can be accessed from the standard Club Web Site through the "Photo Galleries and Movies" page.

If you don't have internet access at home you can always view our sites at your local library where the staff will be more than happy to show you how to go about it. You don't even need to know the web site address, just ask them to "Google srcmbc". At many libraries you can book a time slot so you are not queueing behind young computer games addicts!

Acknowledgements

My thanks to the parents of the potential Lifeboat crew member pictured at Lymington Lifeboat Day, and the Radio controller being supervised by Chris at Calshot, for giving me permission to use the photos of their daughter and son here and on the web site!

The Colour supplement

Normally this page is only included in the printed version of the newsletter which, because of costs, is otherwise only reproduced in "black and white". However in this issue we have some larger images, and an additional photo so the page has been included on the web/email version.



Navy Day,
10th May 2009



Richard Graham
Steering Competition,
Sunday, 7th June 2009



Calshot Lifeboat Day, Sunday 12th July 2009. View of the SRCMBC exhibit from Calshot Castle.

SRCMBC Christmas Lunch 2009

CHRISTMAS LUNCH
12TH DECEMBER 2009



STARTERS
WINTER VEGETABLE SOUP WITH HERB CROUTONS
SALMON MOUSSE WITH LIME CHIVE DRESSING
PORK LIVER PATE WITH PLUM CHUTNEY

MAIN COURSE
ROAST TURKEY WITH TRIMMINGS
GRILLED FILLET OF HAKE WITH SMOKED SALMON SAUCE
TRADITIONAL NUT ROAST WITH RATATOUILLE VEGETABLES
SERVED WITH A SELECTION OF VEGETABLES

PUDDINGS
CHRISTMAS PUDDING WITH BRANDY SAUCE
CHOCOLATE TART SET ON A MOCHA CREAM SAUCE
BRANDY SNAP BASKET FILLED WITH FRESH FRUIT SALAD WITH CHANTILLY CREAM

COFFEE WITH MINCE PIES

NO DRINKS PROVIDED £17.50

Reserve the Date in your Diary! ...and if you already know you are coming please tell Lorna: Return the slip below, phone her on 01425 615305, email: membership@srcmbc.org.uk, or tell her at the pond!

✂-----**Reply slip**-----

I/we will be attending the Christmas Lunch on 12th December 2009, please add my name to the list:

Name (print):..... Number of people (including me!):.....

Please return to: **Lorna Soffe, 1 Stoneleigh Avenue, Hordle, Lymington, Hampshire, SO41 0GS**